

# Scholarship Application Instructions

Reach out to [UPSps2@uspaacc.com](mailto:UPSps2@uspaacc.com) for any additional questions.

**IMPORTANT: All Applications & Supporting Documents Must Be Submitted Through Online Application Form**

To complete this application, you will need the following items:

- Personal student information
- Parent/guardian information
- High school information & high school transcript
- Copy of the most recent household tax return signed and dated by taxpayer(s)
  - Must include the applicant's name, a statement of the actual household income, and the taxpayer's signature. *Please black out all social security numbers as a security precaution.*
- Two (2) Letters of Recommendation (*Word or PDF file for each*)
  - One (1) letter from high school and one (1) letter from a community service organization.
  - Each of these letters **must** be on letterhead and signed by recommenders.
  - *\*If your recommenders need to submit directly to USPAACC, they can email the file to [UPSps2@uspaacc.com](mailto:UPSps2@uspaacc.com) and we will attach it to your application records.*
    - *Because the application will require these fields to be completed, please just attach a document in there with a note that you've sent the letters in separately by email.*
- Post-Secondary Information
  - Information on the proposed post-secondary location, course of study/major and estimated costs.
- One (1) 2" x 2" photo of yourself (*JPG or PNG file*)
- Two (2) essay responses – Please respond to two (2) of the essay questions below (*MS Word or PDF file for each*).
  - If you would like to be considered for the Denny's Scholarship, you must respond to essay question #3 as one (1) of your two (2) responses.

## Essay Questions

- **Question #1:** Please tell us about yourself, including the obstacles you faced along the way and how you overcame these obstacles.
- **Question #2:** If awarded this scholarship, how will you leverage your relationship with USPAACC to assist you in giving back to the community at large? Please provide us with specific examples.
- **Question #3** (Denny's Scholarship): How can Denny's help bring communities together?

## Applicant Requirements

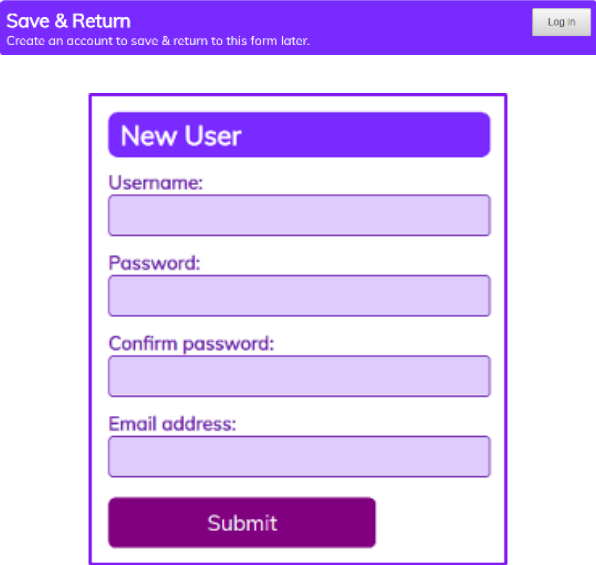



- High School Senior
- Of East, South, Southeast Asian, or Pacific Island heritage
- Citizen or Permanent Resident of US
- Beginning full-time study in Fall 2025 at an accredited post-secondary educational institution in the US

## Award Requirements

- Academic Achievement of 3.3 GPA or Above
- Leadership in Extracurricular Activities
- Involvement in Community Service
- Financial Need

**Recipient Requirements**

- Participate in virtual or in-person Scholarship activities
- Write a “Thank You” Letter to Scholarship Sponsor
- Keep USPAACC informed of college life and studies during first four years in college by writing at least once per year

1.	To start your scholarship application, please visit the <a href="#">USPAACC Scholarship Application</a> website.	
2.	<p>If you would like to create an account to save your data and complete the application in multiple sessions, or if you want to review your submission later, click <b>LOG IN</b> under the <b>Save &amp; Return</b> heading.</p> <p>Enter your choice of username and password along with your primary email address.</p> <p>Click <b>SUBMIT</b>.</p> <p><i>Be sure to note your username, password, and the web link for returning later.</i></p> <p><i>If you have all of your data ready and want to complete your application in one sitting, you may skip this step, but you will not be able to go back and review your submission.</i></p>	
3.	Fill in your personal information, all fields with an asterisk (*) are required.	
4.	Fill in parent/guardian information. If applicable, for any parent/guardian counted as lived with, please include their information. All fields with an asterisk (*) are required.	
5.	Fill in academic records information. All fields with an asterisk (*) are required.	
<p>Next you will move into the file upload section.</p> <p><b>For each item, you may only attach (1) file.</b></p> <p><b>All files should be PDF or Word documents, with the exception of your photo, which should be a JPG or PNG file.</b></p>		
6.	<p>Please upload the first page of the most recent tax return for your household.</p> <ul style="list-style-type: none"> <li>• Must be signed and dated by taxpayer(s).</li> <li>• Must include the applicant’s name, a statement of the actual household income, and the taxpayer’s signature. Please black out all social security numbers as a security precaution.</li> </ul>	

7.	<p>Please upload your response to <b>two</b> (2) of the <b>three</b> (3) questions below (<i>MS Word or PDF file for each</i>).</p> <ul style="list-style-type: none"> <li>To be considered for the Denny’s scholarship award, you must respond to the Denny’s 2025 essay question (<b>Question 3</b>) as one (1) of your two (2) responses.</li> </ul>
7a.	<p>Please upload your essay response.</p> <p><b>Question 1:</b> Please tell us about yourself, including the obstacles you faced along the way and how you overcame these obstacles.</p>
7b.	<p>Please upload your essay response.</p> <p><b>Question 2:</b> If awarded this scholarship, how do you imagine your relationship with USPAACC will assist you in giving back to the community at large?</p>
7c.	<p>Please upload your essay response.</p> <p><b>Question 3:</b> How can Denny’s help bring communities together?</p>
8.	<p>Please upload your transcripts.</p> <ul style="list-style-type: none"> <li>If possible, these should be official transcripts with the entirety of your high school records. If you are unable to get the official transcripts, you may attach a copy.</li> </ul>
9.	<p>Please upload your required recommendation letters.</p> <ul style="list-style-type: none"> <li>Upload one (1) letter into each item <ul style="list-style-type: none"> <li>One (1) should be from an individual at your high school</li> <li>One (1) should be from a community service organization</li> </ul> </li> </ul>
10.	<p>Please upload post-secondary documentation.</p> <ul style="list-style-type: none"> <li>This file should include <b>all</b> universities or colleges to which the student has applied, the student's intended major, and all financial aid the student has received.</li> </ul>
11.	Please upload a 2x2 photo of the applicant.
12.	Review your information for accuracy, and click <b>SUBMIT</b> .
13.	If there are any errors, be sure to correct them and submit again.

**You will receive a confirmation once your application has been successfully submitted.**

**REMINDER:** If at any point in this process, you need to save and come back, you may do so by referencing the instructions in step 2 or you may click **SAVE PROGRESS** on bottom of the page to register as a **new user** and save.

Use this [link](#) to return to the process and sign in as a **returning user** with your username and password.